

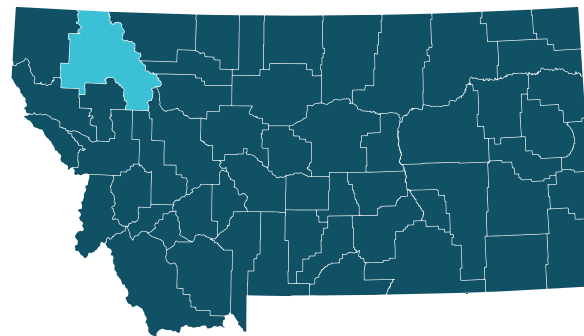
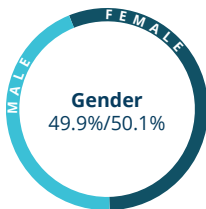

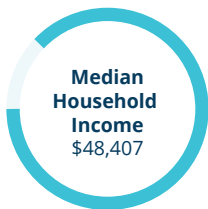


Rent Affordability in Flathead County

Having a place to call home is at the center of our lives and the foundation of our communities. Yet many families across Montana face unaffordable levels of rent and struggle to make ends meet. This fact sheet presents a snapshot of housing affordability in Flathead County. Montana should invest in policy solutions that ensure every Montanan has a home.

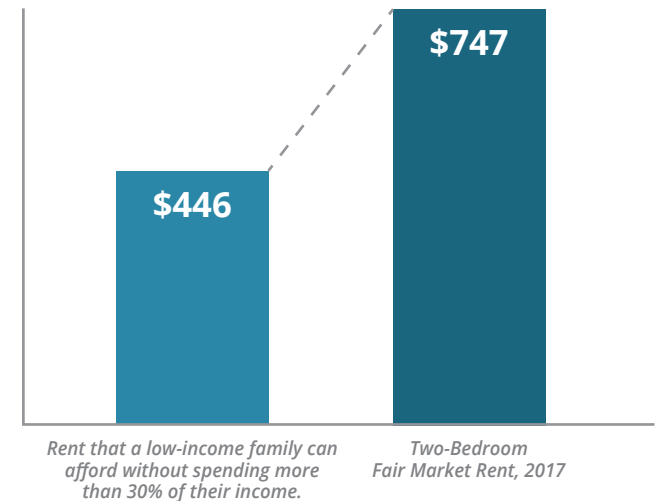
Indicator	Flathead County (Margin of Error)	Montana (Margin of Error)
Renter Households <i>Percentage of households who are renters, 2012-2016</i>	29% (27.4% - 30.6%)	32.8% (32.4% - 33.2%)
Renters Living in Poverty <i>Percentage of renter households with annual incomes below \$20,000, 2012-2016</i>	31.7% (28.1% - 35.3%)	32.5% (31.6% - 33.4%)
Fair Market Rent <i>Average monthly cost of a two-bedroom rental, 2017</i>	\$747	\$775
Affordable Rent <i>Amount of rent affordable for households living below the poverty level, 2017</i>	\$446	\$469
Affordable Housing Supply <i>Percentage of total available rentals considered affordable for households living below the poverty level, 2015</i>	14%	17%
Housing Cost Burden <i>Percentage of renter households living below poverty level paying more than 30 percent of income on rent and utilities, 2012-2016</i>	85.5% (82.0% - 89.0%)	73.9% (72.9% - 74.80%)

Data source information is available at http://montanabudget.org/housing_methology



FLATHEAD COUNTY POPULATION: 94,696

FLATHEAD COUNTY FAMILIES LIVING IN POVERTY CANNOT AFFORD RENT



Source: Out of Reach. National Low Income Housing Coalition. 2017.

A minimum wage worker in **Flathead County** needs to work **71 hours per week** to afford a two-bedroom home at fair market rent.